

SWNTs のラッピング観察 Ⅲ

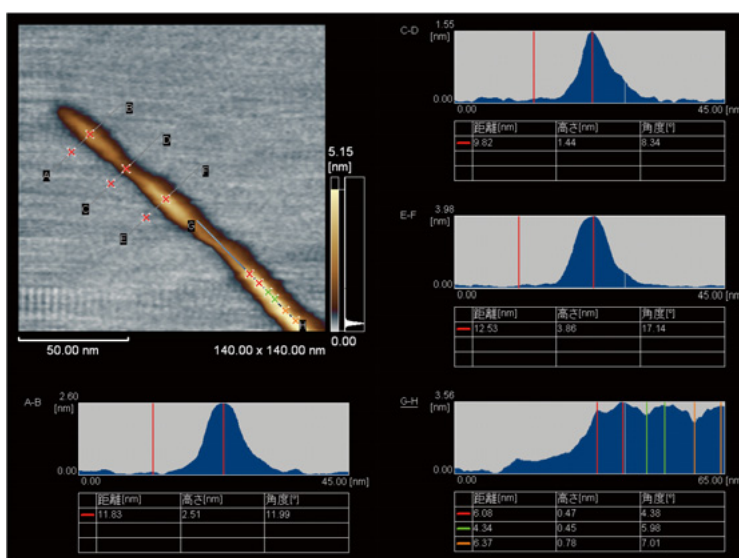

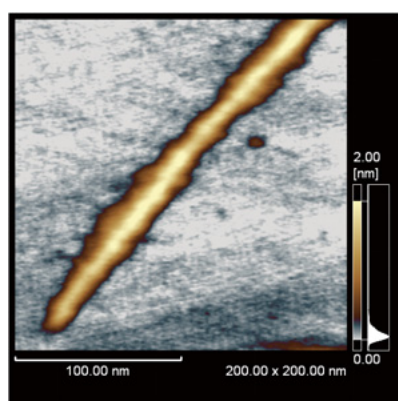
Observation of SWNTs Composite

共役高分子によるラッピング Conjugated polymer - wrapped SWNTs

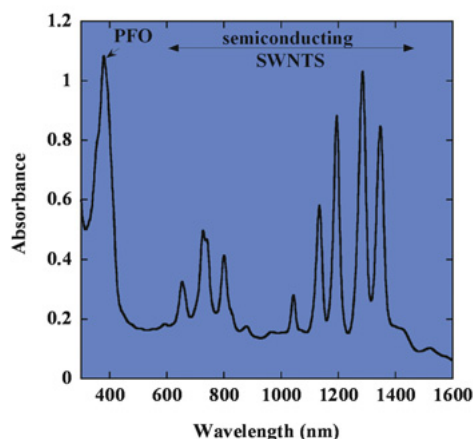
超音波処理、超遠心分離、およびろ過を併用して未精製のSWNTsパウダー(Hipco)から、PFOのトルエンの溶液中で半導体性SWNTを抽出した。これらの試料をAFM、NIR-PL、UV-VIS-NIRで観察しました。

PFO:poly-9,9-di-n-octylfluorenyl-2-7-diyl

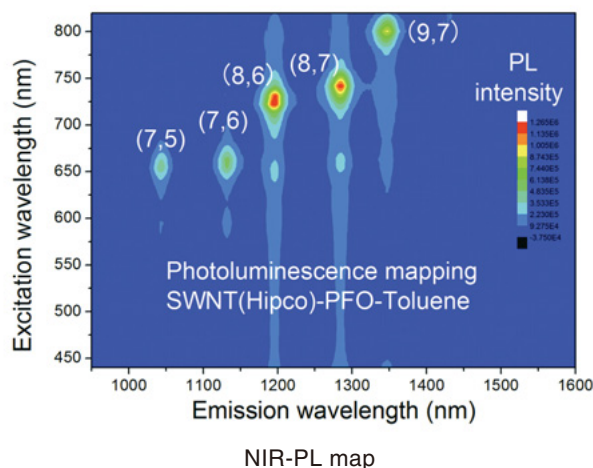
Semiconducting SWNTs extracted from as-produced carbon nanotubes (Hipco) using PFO (poly-9,9-di-n-octylfluorenyl-2-7-diyl) in toluene as extracting agent, assisted by sonication, ultracentrifugation and filtration techniques. These samples was observed used AFM, NIR-PL, UV-VIS-NIR.



AFM 像
AFM image



UV-VIS-NIR absorption



資料ご提供:産業技術総合研究所

Dr. S. Kazaoui, 南次先生

Material and Data supplied by Dr. S. Kazaoui and N.

Minami

National Institute of Advanced Industrial Science and