

各種CNTの観察と測定 I

Various Types of CNT Observations and Measurements: #1

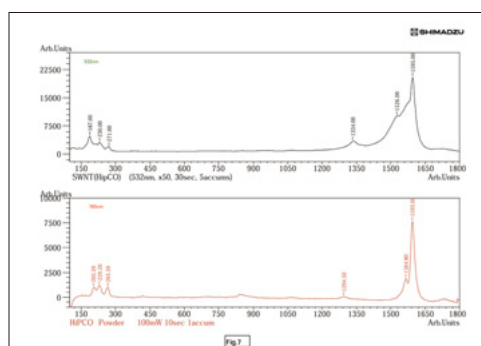
試料：HiPco® 単層カーボンナノチューブ (Purifiedグレード)

Sample: HiPco® single-walled carbon nanotubes (Purified grade)

市販のCNTの一つである、HiPco®の観察、測定例です。


This is an example of observation and measurement of HiPco®, a commercially available CNT.

ラマン分光 (HoloProbe モニタリングシステム) / Raman Scattering



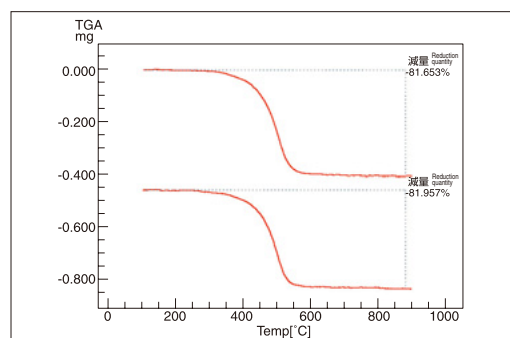
532nm, 785nm励起のラマンスペクトル
Raman spectrum at 532 nm, 785 nm excitation

SPM (SPM-9600)



溶媒分散後、マイカ上で乾燥させたSWNTのSPM観察
SWNT SPM observation after drying on mica following solvent dispersion (SPM-9600)

熱重量 (TGA-50) / Thermogravimetry



微量HiPco (約0.5mg) のTG測定

TG Results on Approximately 0.5mg HiPco CNT(TGA-50)

(上段) 試料量: 0.496 [mg]	Sample quantity: 0.496 [mg]
(下段) 試料量: 0.460 [mg]	Sample quantity: 0.460 [mg]
(共通) 試料名: CNT	Sample name: CNT
セル: アルミナ	Cell: Alumina
雰囲気ガス: 空気	Ambient gas: Air
ガス流量: 100 [ml/min]	Gas flow: 100 [ml/min]